


Blu-Lock™

**THE FUTURE OF
IRRIGATION
INSTALLATION**

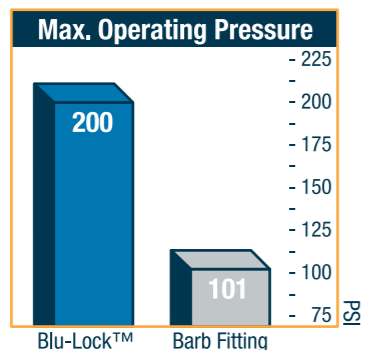


BUILT TO TAKE HIGH PRESSURES

Up to 26% Stronger



Up to 98% Higher



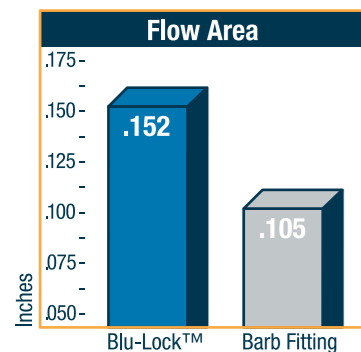
With Blu-Lock™ the higher the pressure, the more it grips the pipe. With barb fittings, pressure has a negative effect on the connection. Higher pressure expands the pipe away from the spiral barbs.

Advantages:

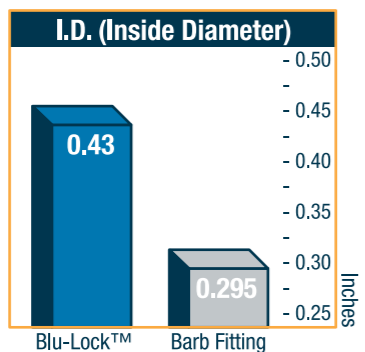
- Resists damage from water hammer
- Ideal for higher pressure secondary water systems
- Tubing resists splitting, bulging and kinking

INCREASE FLOW RATE

Over 44% Increase



Up to 43% Larger



Blu-Lock™ unique design attaches to the outside of the pipe. Unlike barb fittings that insert inside the tubing and restrict flow rates.

Advantages:

- Flow capacity to run all but the largest commercial gear drive sprinklers
- Ideal for use as a multi-head lateral line

REDUCED LABOR COSTS

Blu-Lock™ reduces assembly time, up to 80%, compared to barb fittings. Gone are the days of endless twisting, hand strain and use of a torch in cold conditions.



Blu-Lock™

Reduce Assembly Time 80%

- Quick assembly time reduces labor and increases profits
- No need to preheat tubing for easy assembly



Barb Fitting

Advantages:

- Blu-Lock™ assembles easily in all temperature conditions
- Blu-Lock™ pipe remains flexible and resists kinks
- Eliminates hand bruising and abrasions

SPECIFICATIONS

Blu-Lock™ 1/2" Fittings

- Maximum working pressure: 200 psi at 110° F
- Burst pressure: Exceeds 300 psi
- Working pressure: 120 psi
- Inlet lock diameter: 0.610 ID
- Body material: ABS
- Retaining ring material: Stainless steel
- Seal material: EPDM

Models

Description

37970	Elbow – 1/2" x 1/2" Male NPT
37971	Elbow – 1/2" x 3/4" Male NPT
37940	Elbow – 1/2" NPT Non Release
37941	Elbow – 3/4" NPT Non Release
37972	Elbow – 1/2" x 1/2" Female NPT
37973	Elbow – 1/2" x 3/4" Female NPT
37974	Adapter – 1/2" x 1/2" Male NPT
37975	Adapter – 1/2" x 3/4" Male NPT
37976	Coupling – 1/2"
37977	Tee – 1/2"
37979	Swing-Joint Elbow – 1/2"
37985	Swivel Elbow – 1/2" x 1/2" Male NPT
37986	Swivel Elbow – 1/2" x 3/4" Male NPT

Blu-Lock™ 1/2" Tubing

- Inside diameter: 0.43"
- Outside diameter: 0.59"
- Wall thickness: 0.08
- Material: Low-density polyethylene
- Maximum rated pressure: 250 psi at 110° F
- Working pressure: 120 psi

Models

Description

37980	100' Coiled
37982	24" Pre-Cut
37984	18" Pre-Cut



37970



37971



37940



37941



37972



37973



37974



37975



37976



37977



37979



37985



37985/37986



37980