

TECHNICAL CATALOGUE

GATE VALVES IN BRASS - PN16





ITAP SpA, founded in Lumezzane (Brescia) in 1972, is currently one of the leading production companies in Italy of valves, fittings and distribution manifolds for plumbing and heating systems. Thanks to fully automated production processes, with 63 tooling machines and 25 assembly lines, we are able to produce 150,000 pieces per day. Our innate pursuit for innovation and observance of technical regulations in force is supported by the company certification ISO 9001: 2008. The company has always considered its focus on quality as the main tool to obtaining significant business results: today ITAP SpA is proud to offer products bearing the approval of numerous international certifying bodies.





GATE VALVE
IN BRASS - PN16

SUITABLE FOR DOMESTIC WATER
SERVICES, HEATING,
AIR-CONDITIONING PLANTS.

156

GATE VALVE IN BRASS - PN16



SIZE	PRESSURE	CODE	PACKING	SIZE	CODE
1/2" (DN 15)	16bar/232psi	1560012	12/96	050	VOLA050
3/4" (DN 20)	16bar/232psi	1560034	10/80	060	VOLA060
1" (DN 25)	16bar/232psi	1560100	5/45	060	VOLA060
1"1/4 (DN 32)	16bar/232psi	1560114	4/32	070	VOLA070
1"1/2 (DN 40)	16bar/232psi	1560112	2/18	070	VOLA070
2" (DN 50)	16bar/232psi	1560200	2/18	080	VOLA080
2"1/2 (DN 65)	16bar/232psi	1560212	1/8	100	VOLA100
3" (DN 80)	16bar/232psi	1560300	1/8	100	VOLA100
4" (DN 100)	16bar/232psi	1560400	1/4	120	VOLA120

TECHNICAL SPECIFICATIONS

Female/female threads.

Handle in steel.

Body in brass.

Minimum and maximum working temperatures:

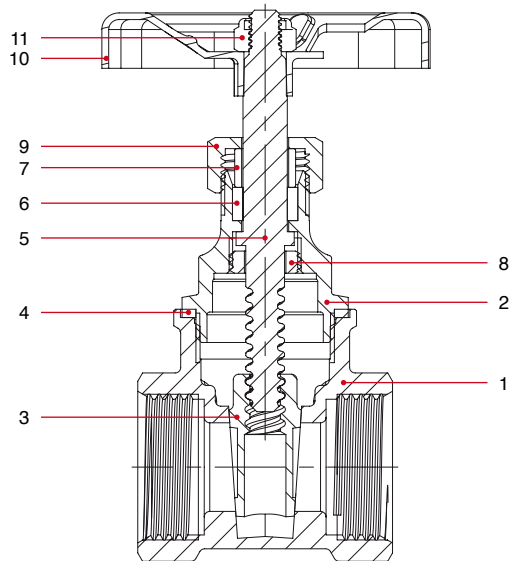
0°C, 150°C in absence of steam.

Threads: ISO228

(equivalent to DIN EN ISO 228 and BS EN ISO 228).

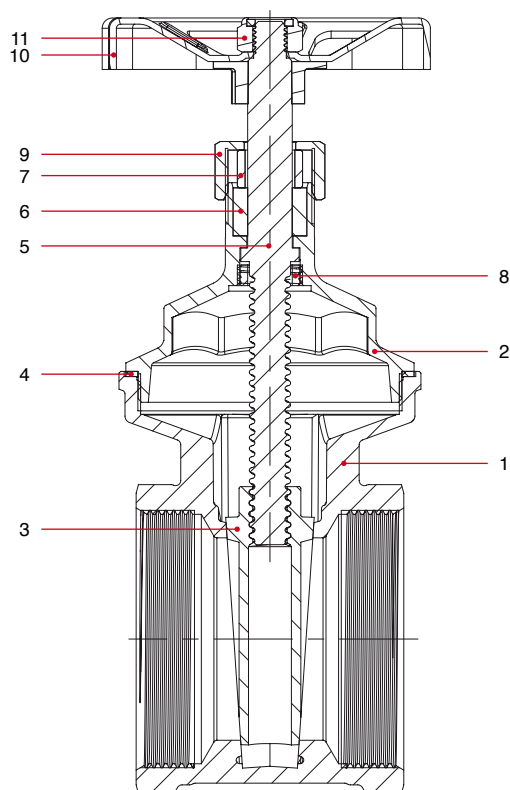
Available also with NPT thread in the sizes 2"1/2, 3" and 4"

MATERIALS



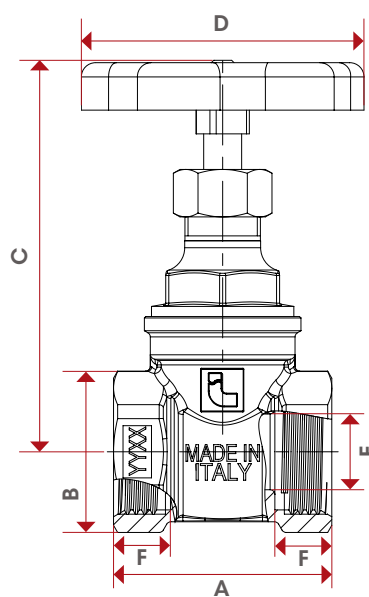
POS.	DESCRIPTION	N.	MATERIAL
1	Body	1	Brass CW617N
2	Bonnet	1	Brass CW617N
3	Disk	1	Brass CW617N
4	Washer	1	NA-1002
5	Stem	1	Brass CW617N
6	Packing-gland washer	1	FE1000
7	Packing-gland	1	Brass CW617N
8	Washer	1	Brass CW617N
9	Cap	1	Brass CW617N
10	Handle	1	Steel P11
11	Self-locking nut	1	Steel CL8

MATERIALS
2" 1/2, 3", 4"



POS.	DESCRIPTION	N.	MATERIAL
1	Body	1	Brass CC754S
2	Bonnet	1	Brass CW617N
3	Disk	1	Brass CW617N
4	Washer	1	NA-1002
5	Stem	1	Brass CW617N
6	Packing-gland washer	1	FE1000
7	Packing-gland	1	Brass CW617N
8	Washer	1	Brass CW617N
9	Cap	1	Brass CW617N
10	Handle	1	Steel P11
11	Self-locking nut	1	Steel CL8

OVERALL
DIMENSIONS



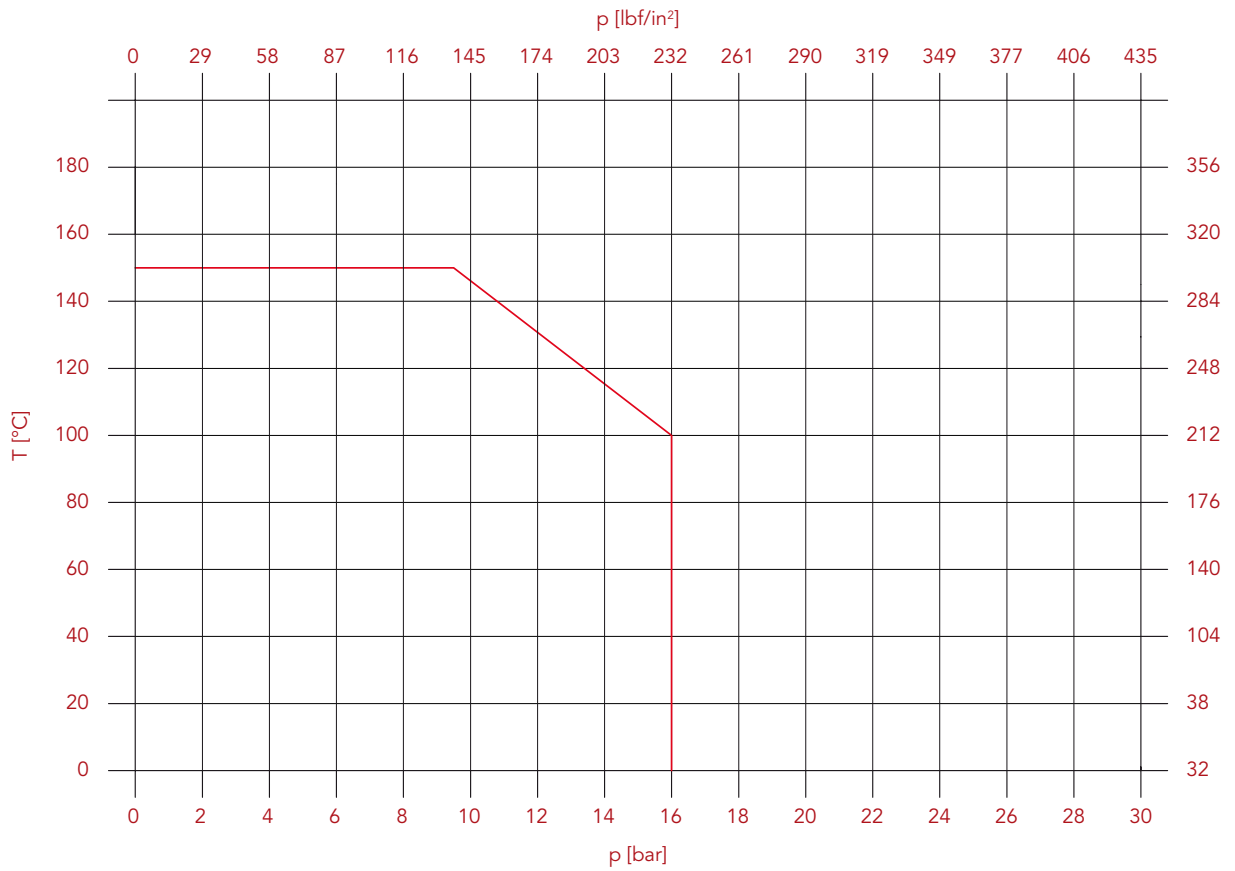
OVERALL DIMENSIONS

	1/2"	3/4"	1"	1 1/4"	1 1/2"	2"	2 1/2"	3"	4"
DN	15	20	25	32	40	50	65	80	100
A	42	46	50	55	60	67	78	83	100
B	28	34	40,3	51,5	57	71,5	90	102,7	132,4
C	72	82	95,5	104,1	116,6	138,7	181,1	202,1	236,9
D	50	60	60	70	70	80	100	100	120
E	13	16	23	28	33	45	59	68	85
F	10	12	14	16	17	18	19	22	25,5
Kg/cm ² bar	16	16	16	16	16	16	16	16	16
LBS - psi	232	232	232	232	232	232	232	232	232

CERTIFICATIONS



PRESSURE-TEMPERATURE DIAGRAM



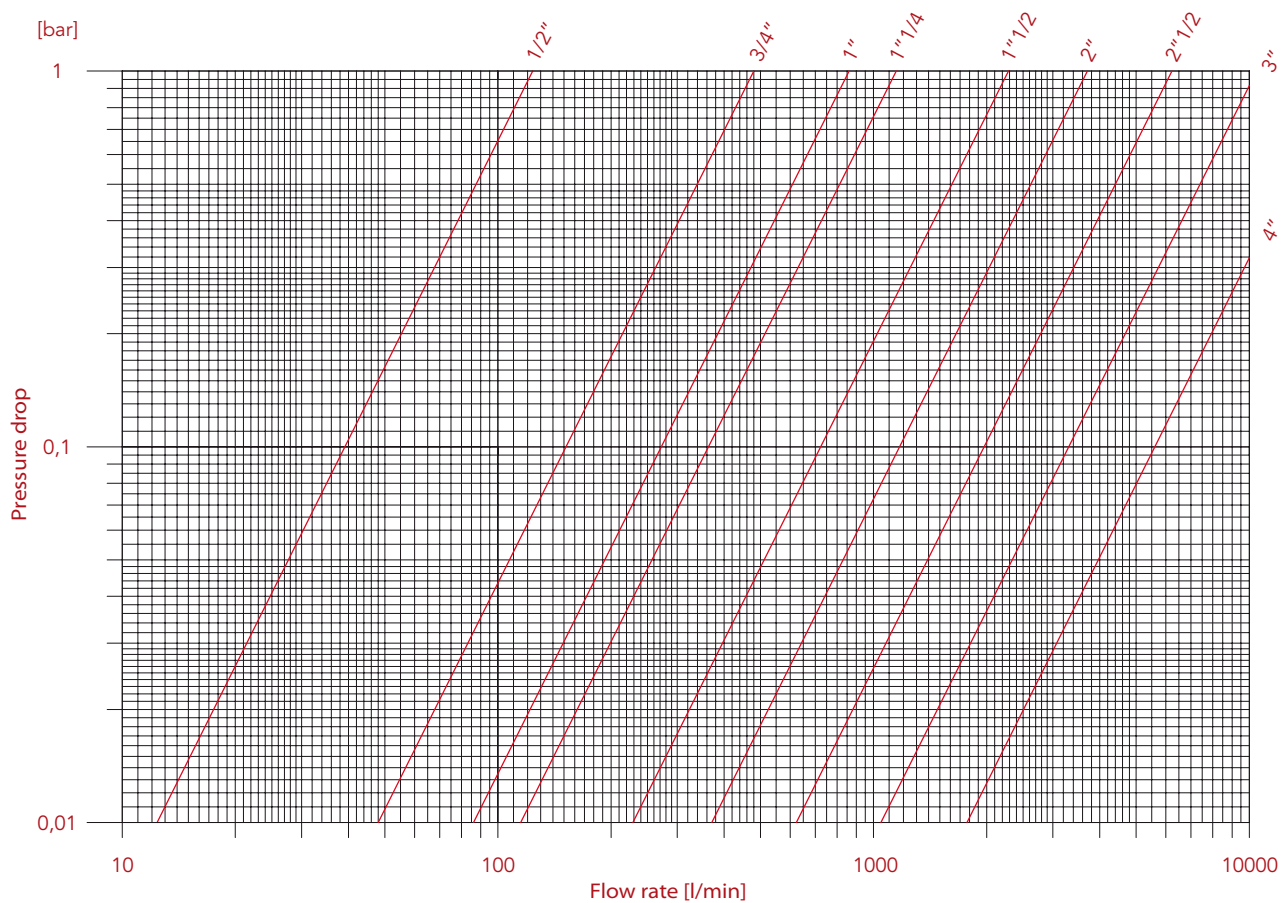
The values shown by the dropping lines state the maximum limit of employment of the valves.
The shown valves are approximate.



FLOW RATE AND PRESSURE DROP CHART

WITH WATER

Art: 156



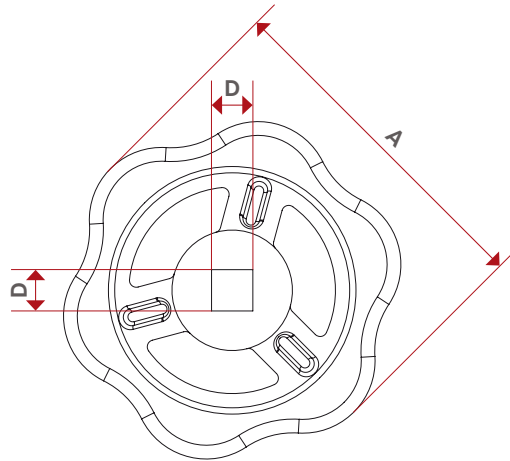
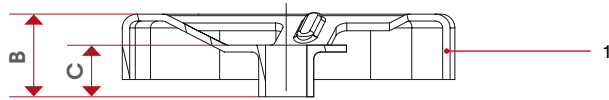
VOLA

HANDWHEEL FOR
GATE VALVE ART. 156



SIZE	CODE	ART.156
050	VOLA050	1/2"
060	VOLA060	3/4"
060	VOLA060	1"
070	VOLA070	1"1/4
070	VOLA070	1"1/2
080	VOLA080	2"
100	VOLA100	2"1/2
100	VOLA100	3"
120	VOLA120	4"

OVERALL
DIMENSIONS
AND
MATERIALS



	050	060	070	080	100	120
A	50	60	70	80	100	120
B	12	15	17,6	19	25	26
C	7,5	8	10,6	10,6	15	15
D	6	7	7	8	11	12

POS.	DESCRIPTION	N.	MATERIAL
1	Handwheel	1	Zinc-plated steel Fe.P04



NOTES

A series of horizontal dashed lines for taking notes, starting from the top right of the 'NOTES' header and extending down the page.



ITAP S.p.A.
Via Ruca 19
25065 Lumezzane
Brescia (ITALIA)
Tel 030 89270
Fax 030 8921990
www.itap.it - info@itap.it